

Get connected

Vodafone Mobile Wi-Fi
R216

Vodafone
Power to you

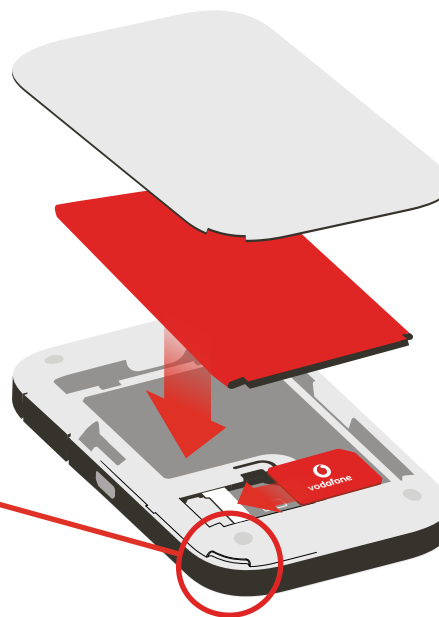
Your Vodafone Mobile Wi-Fi
network name & password

SSID sticker here

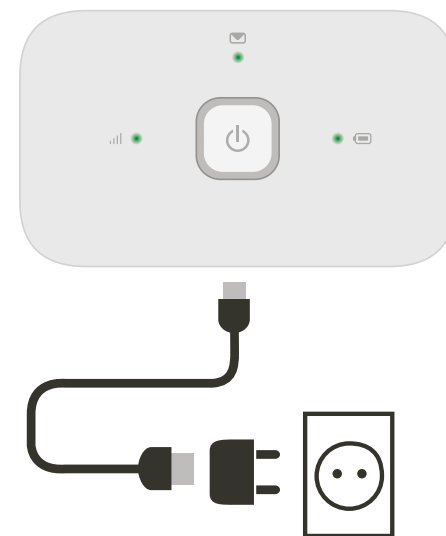
1 Open



2 Insert SIM & battery

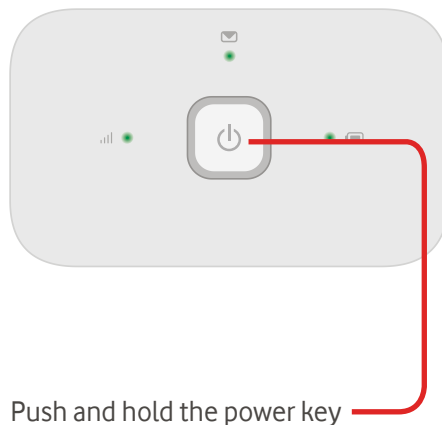


3 Charge



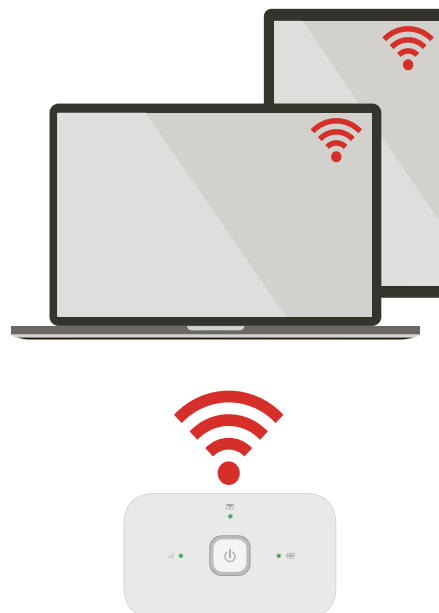
Note: you can use your computer's USB port for power as well.

4 Start



Push and hold the power key

5 Connect



Choose Wi-Fi on your computer, smartphone or tablet settings, then select your Mobile Wi-Fi network name.

Enter the password to connect and open the web app.

When you first connect to the network you may be asked to activate your SIM. If you're asked to unlock your SIM card, go to <http://vodafonemobile.wifi> and enter the PIN for your SIM.

Turn over for more information about using your Vodafone Mobile Wi-Fi.

Using the web app

Vodafone Mobile web app

You can find the web app on <http://vodafonemobile.wifi> if it doesn't appear automatically when you connect.

Login

This lets you see additional information and make changes.

Use the password 'admin' to log in.

Navigation tabs

Select Mobile Wi-Fi for an overview, SMS for messages, or Account for your account details.

Inbox


This lets you see your SMS messages.

Note: if you are a Contract customer you can send and receive SMS. Pay As You Go customers will only receive network notifications

Help

This section gives you full details of how to resolve any issues.

Status panel

This lets you see the status and other details about your Vodafone Mobile Wi-Fi and its network.
(Note:  = limited network service.)

Download the monitor app

The Vodafone Mobile Wi-Fi Monitor app is a quick and easy way to monitor your network on a smartphone or tablet.

Download the app from your device's app store, or scan the appropriate QR code here to take you to the app store.


iOS
(iPhone or iPad)



Android
(smartphone or tablet)



What the lights mean







Mobile broadband signal

-  Good
-  Weak
-  No network

SMS messages

-  New SMS
-  (Blinking) Inbox full

Battery charge

-  Good
-  (Blinking) Charging
-  Low
-  (Slow breathing) Standby

Note: while updating your R216 all the lights will blink green until restarting.

To find out more about your device, please visit vodafone.com/R216



The term "Mobile Broadband" together with the 'birds' design is a trademark of GSMC Limited.

You have purchased a product which uses source code of software licensed under the GNU General Public License (GPL) or Lesser GNU General Public License (LGPL) or some other open source licenses allowing source code distribution to you. We offer you a complete copy of the corresponding source code, which is available for download within a period of three years from the distribution of the product and is free of charge. You may download the source codes from <http://vodafone.com/R216>

© Vodafone Group 2015. Vodafone and the Vodafone logos are trade marks of Vodafone Group. Any product or company names mentioned herein may be the trade marks of their respective owners.